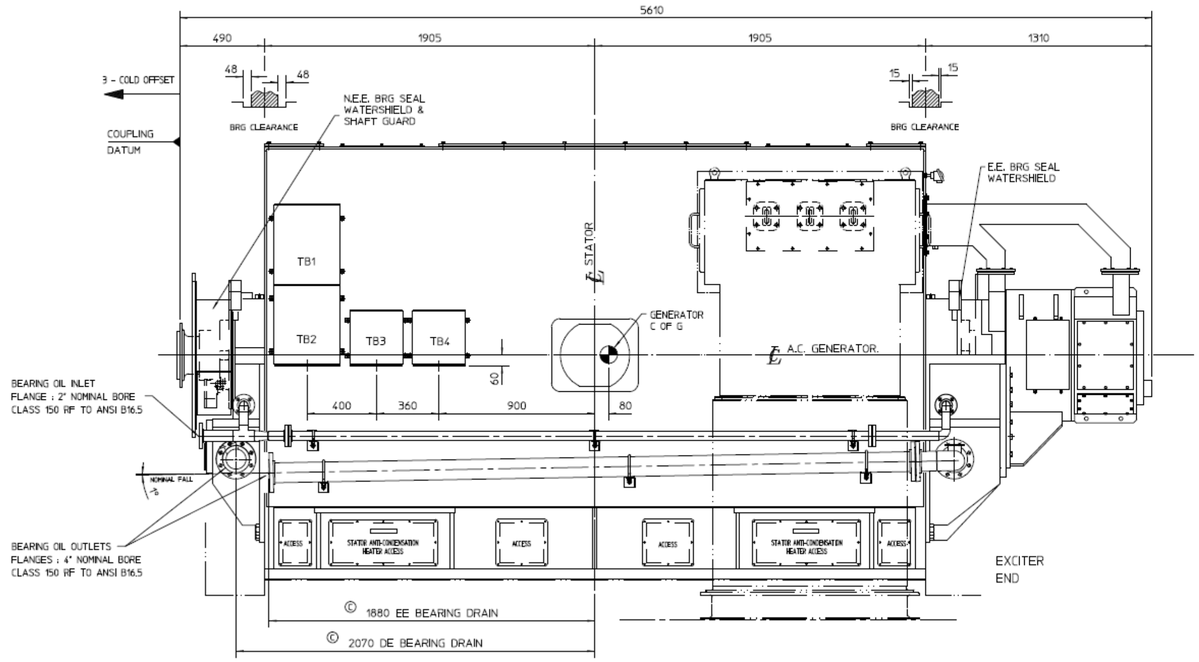

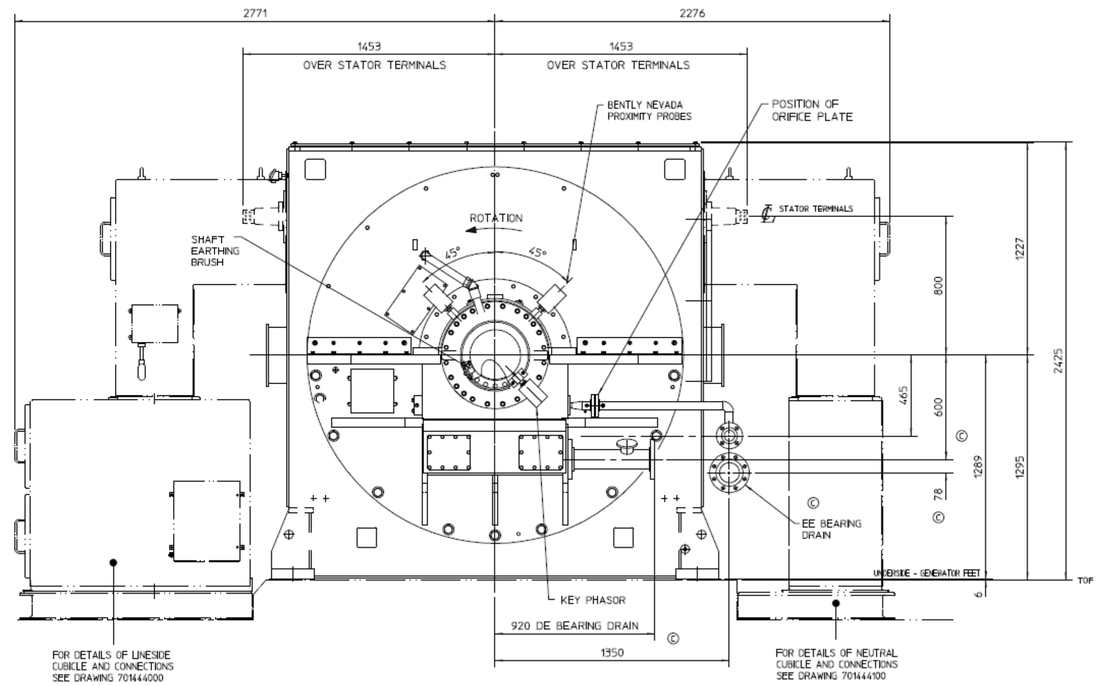

VIEW LOOKING ON
NON-EXCITER (DRIVE) END
(COUPLING GUARD SUPPORT NOT SHOWN)

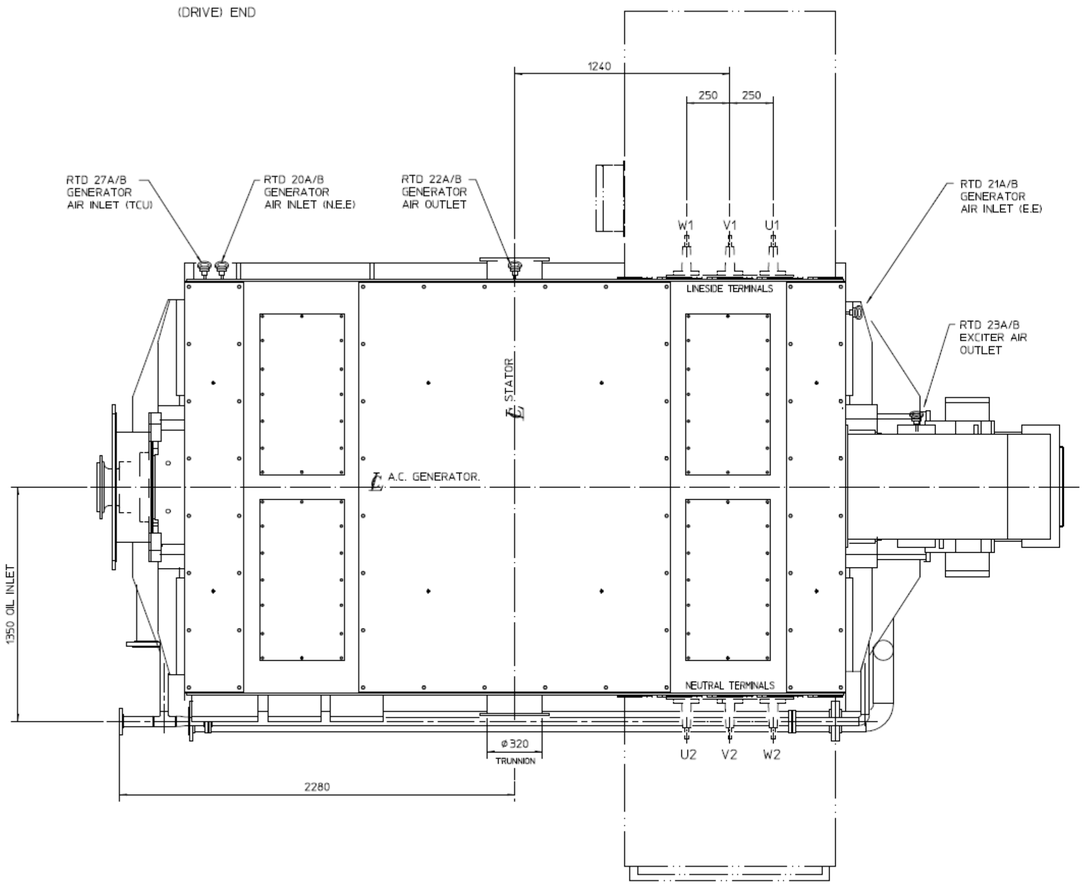

GENERAL NOTES :

PHASE SEQUENCE - U-V-W
TERMINAL MARKINGS - AS SHOWN ON PLAN VIEW.

ASSOCIATED DRAWINGS :

701435600 - CONNECTION DIAGRAM - AUXILIARY TERMINALS.
701452200 - FOUNDATION LOADING.
701418300 - ROTOR GEOMETRY.
701444000 - G.A. LINE SIDE CUBICLE.
701444100 - G.A. NEUTRAL CUBICLE.

AUXILLIARY TERMINAL BOX DESIGNATIONS :

TB1 - STATOR WINDING RTD's
TB2 - INSTRUMENTATION.
TB3 - POWER.
TB4 - HEATERS

ALL BOXES ARE FITTED WITH EARTH LEAD TO STATOR FRAME (M10 STUD).

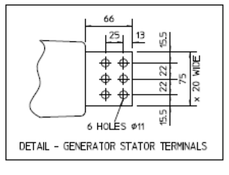

DETAIL - GENERATOR STATOR TERMINALS

BEARING DETAILS (B)

NON-EXCITER (DRIVE) END BEARING DETAILS			
OIL FLOW	POWER LOSS	SUPPLY PRESSURE (NOMINAL)	ORIFICE BORE
0.8 L/S	11.1 KW	4.5 BAR	ø8

EXCITER END BEARING DETAILS			
OIL FLOW	POWER LOSS	SUPPLY PRESSURE (NOMINAL)	ORIFICE BORE
0.8 L/S	11.1 KW	4.5 BAR	ø8

ABOVE DETAILS ASSUME OIL TYPE SHELL TURBO OIL T32 AT 45°C (MAX).
STATED PRESSURES ARE AT BEARING OIL INLETS

BOTH BEARINGS ARE INSULATED.
DRIVE END BEARING FITTED WITH REMOVABLE EARTH LINK FOR INSULATION CHECK.

MAXIMUM OPERATING OIL LEVEL IS WITH THE OUTLET PIPES HALF FULL (ie 600mm FROM ROTOR C/LINE) - THIS ALLOWS FOR A BEARING AIR DRAIN OF 0.05m³/SEC (TOTAL).

ESTIMATED WEIGHTS (KG) :

WOUND STATOR	=	36900 KG
ROTOR INCLUDING EXCITER ARMATURE	=	9836 KG
MISC (ENDFRAMES, EXCITER ETC)	=	6664 KG
GENERATOR	=	53400 KG

ISS	ZONE	MODIFICATION DETAILS	MOD BY	DATE
C		OIL OUTLETS NOW SEPARATE	RK	16 DEC 2014
B		BEARING DETAILS - UPDATED WITH ORIFICE SIZE AND OIL FLOWS ETC	RK	22 OCT 2014

THIS DRAWING IS THE PROPERTY OF BRUSH ELECTRICAL MACHINES LTD.® IT IS SUPPLIED ON LOAN IN CONFIDENCE AND MUST BE RETURNED IMMEDIATELY ON REQUEST. NO PART OF THE DRAWING MAY BE COPIED OR REPRODUCED IN ANY WAY. NOR MAY THE INFORMATION OR DESIGN DEPICTED BE DISCLOSED WITHOUT THE PRIOR WRITTEN CONSENT OF THE OWNER. ALL RIGHTS RESERVED.

BRUSH
FALCON WORKS, NOTTINGHAM ROAD, LOUGHBOROUGH, LEICS. LE11 1EX
WWW.BRUSH.CO

WELDING	WCP004		
MANUFACTURING TOL	B.S.D.942 Lo5		
SURFACE TEXTURE	B.S.D.986 Le2		
FIRST ANGLE PROJECTION			

FIRST PROJ	25485	SCALE	1:12.5	ISS	DATE	02 OCT 2014	CH'D	RK	ISS	CH'D	RK
DRG REF				A	DR'N	RK	APP	NSG	C	APP	NSG

GENERAL ARRANGEMENT - GENERATOR

A0 701435500 ISS C

FRAME CODE BDAX 7-167ER | SHT 1 OF 2 | DRAWING RANGE

ME CAD REV 13